



VALVE POSITIONER

INTRODUCTION

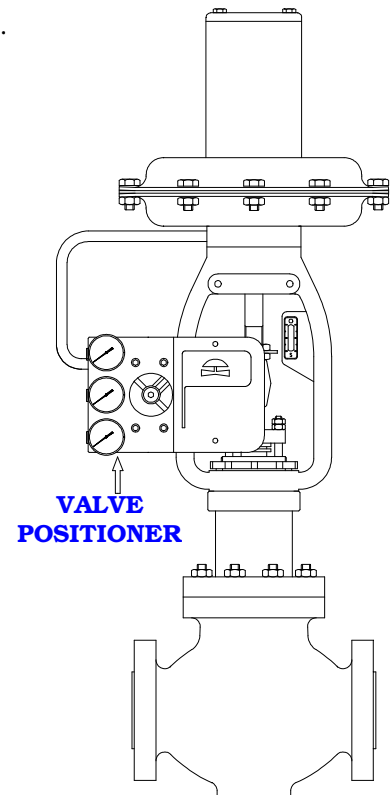
The PNEUCON PNEUMATIC VALVE POSITIONER is an instrument working on force balance principle to position the Control Valve stem in accordance to a pneumatic signal received from a controller or manual loading station, regardless of packing box friction, actuator hysteresis or unbalanced forces on the valve plug. Thus, the positioner ensures a reliable and accurate operation of Control Valve.

APPLICATION

- **NON-STANDARD CONTROLLER OUTPUT :** The positioner is used to operate a valve with 3-15 psi spring range when controller signal is other than 3-15 psi.
- **NON-STANDARD ACTUATOR SPRING RANGE :** The positioner is used to operate valves having non standard actuator spring ranges by controllers having the standard 3-15 psi signal pressure.
- **REMOTE VALVE LOCATION :** When air operated control valves are located far from control instrument, positioners will reduce lag, thereby speeding up valve operation.
- **SPLIT RANGE :** Some processes require the dual or sequential operation of two to three control valves by a single controller with a 3-15 psi output signal range.
- **IMPROVES OVER ALL PERFORMANCE :** When process lags necessitate the use of wide controller proportional band, the positioner provides an exact means of making the control valve responsive to infinitely small changes in controller output pressure.

TECHNICAL SPECIFICATIONS

MODEL	: PVP-1 Single Acting - Direct Action. : PVP-2 Single Acting - Reverse Action. : PVP-3 Double Acting - Direct Action.
SUPPLY CONNECTION	: 1 / 4" NPT (F)
SUPPLY AIR PRESSURE	: 1.4 To 3.5 kg/cm ² (Standard.) 5.0 kg/cm ² (Maximum)
INPUT	: 0.2 – 1.0 kg/cm ² (Standard) 0.2 – 0.6 kg/cm ² (Split Range) 0.6 – 1.0 kg/cm ² (Split Range)
HYSTERESIS	: Within ± 1% of FS.
LINEARITY	: Within ± 1% of FS.
DEAD BAND	: Within 0.1% of FS.
STROKE SPEED (Max)	: 10mm/sec
STROKE	: 14 mm to 100mm
AIR CONSUMPTION	: 7.0 NL / Min (Normal.)
AIR FLOW CAPACITY	: 200 NL / Min (Maximum.)



MATERIAL OF CONSTRUCTION

HOUSING	: Die cast aluminum to LM - 6.
INTERNALS & LINKAGE	: AISI 304
DIAPHRAGM	: Nitrile / Neoprene with nylon fabric reinforcement.

DESIGN AND PERFORMANCE FEATURES

- High sensitivity and stability.
- Simple zero and span adjustments.
- Field reversibility.
- Large port pilot relay eliminates the air passage blockage.
- Internal components are of stainless steel.

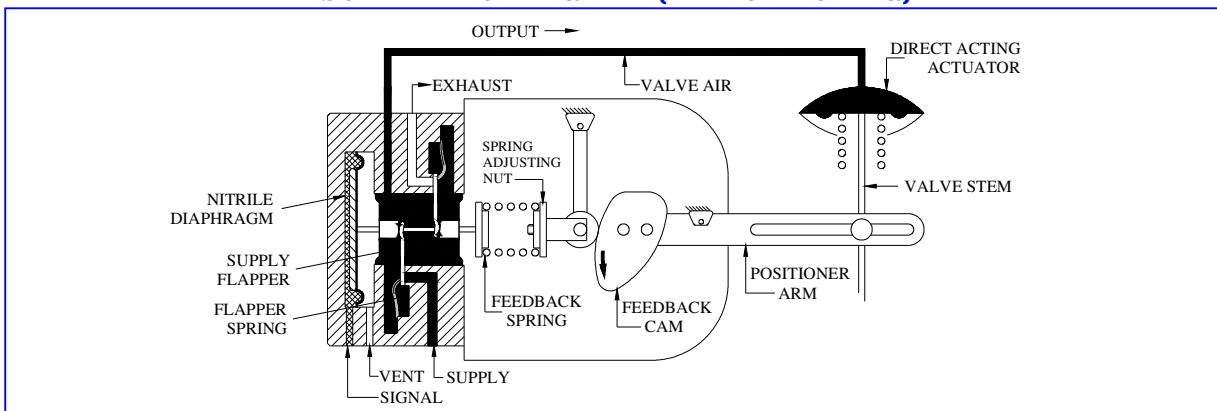
PRINCIPLE OF OPERATION

PNEUMATIC VALVE POSITIONER is force balance device which, ensure the position of the plug, which is directly proportional to the controller output pressure. The Positioner compares the forces generated by the control signal and the control valve stem through the motion connector and the feed back cam, and accordingly it feeds or bleeds the air going to the valve actuator.

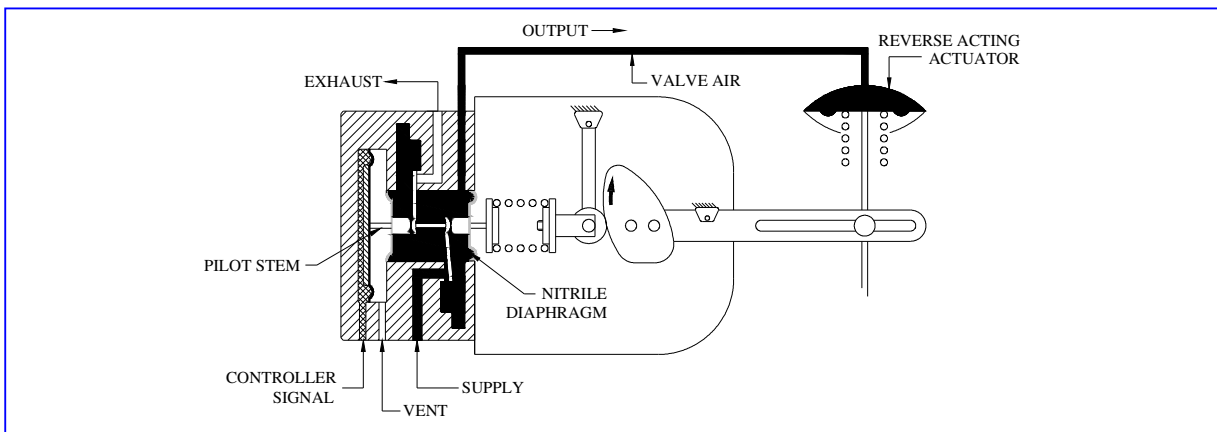
The instrument air signal is applied to the signal diaphragm. An increase in signal will drive the diaphragm and flapper-connecting stem to the right. The flapper-connecting stem will then open the supply flapper admitting supply pressure into the output which is connected to the actuator diaphragm. The exhaust flapper remains closed when the flapper connecting stem is deflected to right. The effect of increasing signal is to increase the pressure in the actuator. This increased pressure in the actuator drives the valve stem downward and rotates the positioner lever clockwise. This clockwise rotation of the lever results in a compression of range spring through cam. When the valve stem reaches the position called for by the controller, the compression in the range spring will give a balance force resulting the closure of both the flapper.

If the control signal is decreased, the force exerted by the signal diaphragm will also decrease and the force from the range spring will push the flapper-connecting stem to the left, opening the exhaust flapper. This causes a decrease actuator diaphragm pressure and allows the valve stem to move upward until a new force balance is established.

SCHMATIC DIAGRAM (DIRECT ACTING)



SCHMATIC DIAGRAM (REVERSE ACTING)



The company's policy is one of the continuous product improvement and the right is reserved to modify the specifications contained herein without notice.

ISO - 9001 : 2000



Certificate No. 208920



PNEUCON VALVES PVT. LTD.

Plot No: A-35, Road No. 10, Wagle Industrial Estate,
Thane - 400 604, India.

Phone: +91 22 2583 8371, 2583 8372, Fax : +9122 2583 8373
E-Mail: info@pneuconvalves.com Web: www.pneuconvalves.com

BUILT IN RELIABILITY