

PFA LINED GLOBE 2 WAY CONTROL VALVE SERIES-117

INTRODUCTION

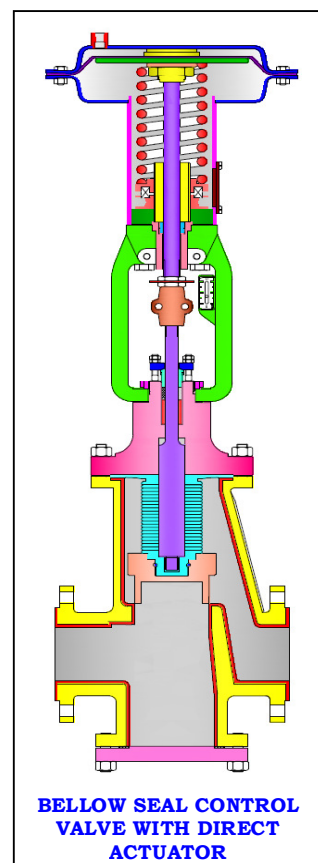
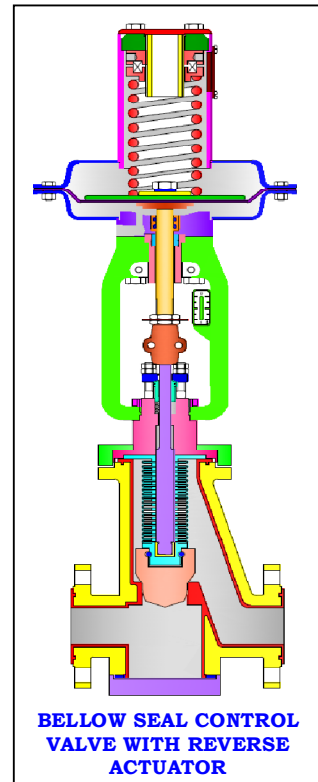
The PTFE Lined Globe 2 way valve offers superior solution for addressing aggressive or corrosive and toxic flowing media specially in the chemical industry.

The PTFE lined body design provides an economical alternative to exotic valve bodies in wide variety of applications.

The PTFE lined globe valve body has carbon or glass filled PTFE trim parts, push down to close action and positive shutoff.

SPECIFICATIONS

DESIGN	: ASME B16-34.
VALVE SIZE	: 20mm to 100 mm (3/4" to 4")
RATING	: ANSI 150#.
END CONNECTION	: Flanged.
BODY MATERIALS	: Carbon Steel with PFA liner other n Request.
LINING MATERIALS	: PTFE - FEP / PFA / PVDF
FLEXIBLE BELLOW	: PTFE.
PLUG	: Carbon-filled PTFE or Glass filled PTFE.
GLAND PACKING	: PTFE V Rings.
LINING THICKNESS	: 3mm.
SERVICE	: PTFE (PFA) max. 200°C PTFE (FEP) max. 160°C
BONNET	: Standard.
TRIM DESIGN	: Top Guided Contoured, Splined Micro Flow, Skrit Guided
CHARACTERISTICS	: Equal Percentage, Linear and On-Off.
SEAT LEAKAGE	: Class VI As per FCI-70-2 (ANSI B 16.104)
ACTUATOR TYPE	: Diaphragm, Cylinder or Electric.
ACTUATOR ACTION	: Direct / Reverse Acting.
DIAPHRAGM	: Nitrile
SPRING RANGES	: 3 – 15 PSIG (0.2 – 1.0 Kg/cm ²) : 6 – 30 PSIG (0.4 – 2.0 Kg/cm ²)
AIR SUPPLY	: 20 – 35 PSIG (1.4 – 2.5 Kg/cm ²)
AIR CONNECTION	: 1/ 4"
HANDWHEEL	: Top or Side Mounted Handwheel
ACCESSORIES (INSTRUMENTS)	: Valve Positioner - Pneumatic , Electro Pneumatic, Smart Positioner, Airset, Solenoid Valve, Air Lock, Volume Booster, Position Transmitter, Limit-Proximity Switches etc. Features- Top or Side Mounted handwheel, Limit Stops etc.



DESIGN FEATURES

- >> Fluid Compatibility- The lined material protects metal parts from process fluid making it ideal for controlling severely corrosive media.
- >> Economy- Since metal parts are protected from process fluid use of expensive alloys is not needed.
- >> Integrity- The body design provides a mechanical bond between body and liner, which minimizes the potential of body liner separation.
- >> Long Life Bellows Seal- provides for absolute gland sealing.
- >> Easy In Line Maintenance- The top entry design eases in-line maintenance and minimizes transfer of pipeline stresses.

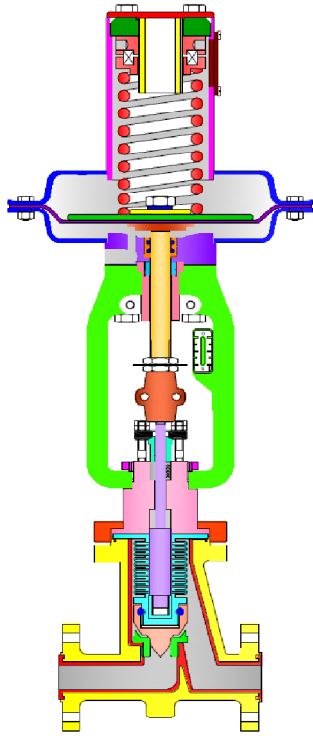
QUALITY AND PERFORMANCE GUARANTEE

- >> Produced with Quality Systems accredited to ISO 9001: 2008 by Bureau Veritas.
- >> Full material certification available for all major component Parts.
- >> Full guarantee on design and Performance.
- >> All testing performed to the requirements of ANSI B16.34.

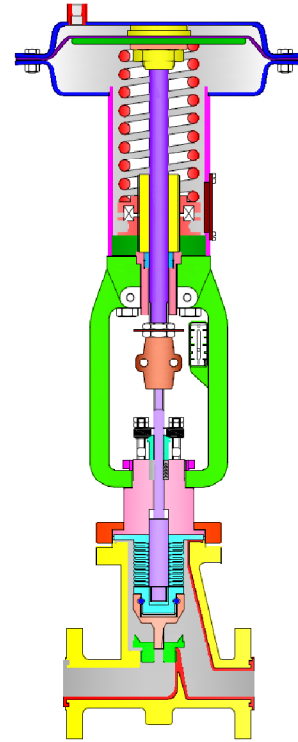
VALVE SIZE		TRIM SIZE		Cv
Ins	mm	Ins	mm	EQUAL % & LINEAR
3/4	20	1/2	15	5
		3/4	20	8
1	25	1/2	15	5
		3/4	20	8
		1	25	10
1.1/2	40	1.1/4	32	25
		1.1/2	40	25
2	50	1.1/2	40	25
		2	50	45
3	80	2.1/2	65	55
		3	80	95
4	100	3	80	95
		4	100	170

BUILT IN RELIABILITY

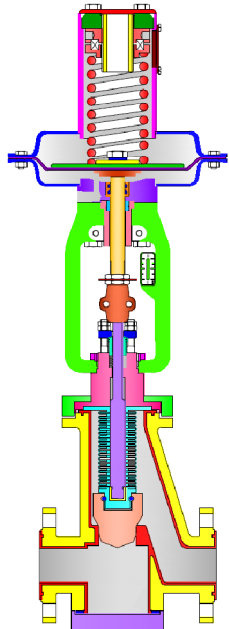
PVCT-117



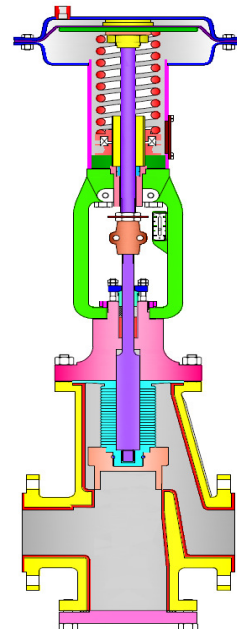
**PFA LINED BELLOUSEAL VALVE WITH
CONTOURED TRIM
3/4" TO 1.1/2"**



**PFA LINED BELLOUSEAL VALVE WITH
MICRO SPLINE TRIM
3/4" TO 1.1/2"**



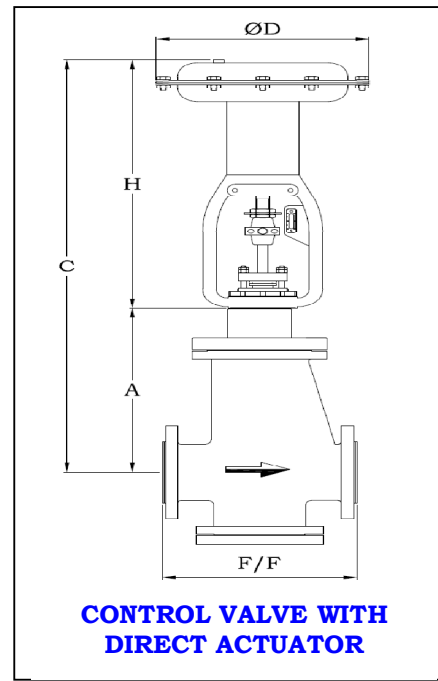
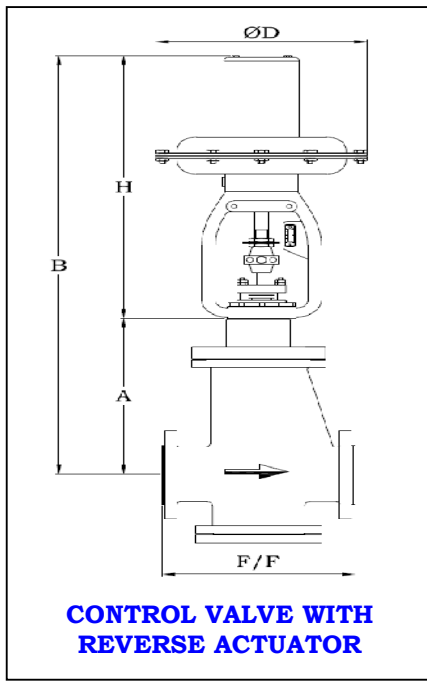
**PFA LINED BELLOUSEAL VALVE WITH
CONTOURED TRIM
2" TO 4"**



**PFA LINED BELLOUSEAL VALVE WITH
CAGE GUIDE TRIM
2" TO 4"**

BUILT IN RELIABILITY

PVCT-117



VALVE SIZE	F/F	A	ACTUATOR MODEL	EFFECTIVE Inch ²	BONNET MOUNT DIA.	TRAVEL	øD	H	H1	B	C
20	191	191	PDC - 030	30	54	14.3	218	--	356	--	547
			PDO - 030	30	54	14.3	218	372	--	563	--
25	191	191	PDC - 030	30	54	14.3	218	--	356	--	547
			PDO - 030	30	54	14.3	218	372	--	563	--
40	231	223	PDC - 055	55	54	28	286	--	494	--	717
			PDO - 055	55	54	28	286	471	--	694	--
50	233	255	PDC - 055	55	54	28	286	--	494	--	749
			PDO - 055	55	54	28	286	471	--	726	--
80	314	351	PDC - 095	95	71.5	38	371	--	577	--	928
			PDO - 095	95	71.5	38	371	555	--	906	--
100	354	424	PDC - 095	95	71.5	38	371	--	577	--	1001
			PDO - 095	95	71.5	38	371	555	--	979	--

- PDO - Direct Acting Actuator (used on supply failure Valve – Opens)
- PDC – Reverse Acting Actuator (used on supply failure Valve – Closes)
- All dimensions in mm.

The Company's policy is one of continuous product improvement and the right is reserved to modify the specifications contained herein without notice.



PNEUCON VALVES PVT LTD

Plot No: A-35, Road No. 10, Wagle Industrial Estate,
Thane – 400 604, India.
Phone: +9122 2583 8371 / 72, Fax : +9122 2583 8373
E-Mail: sales@pneuconvalves.com
Web: www.pneuconvalves.com